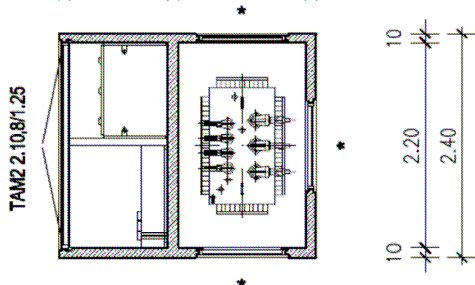
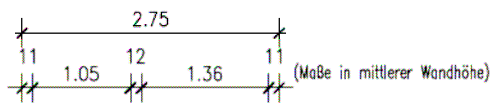
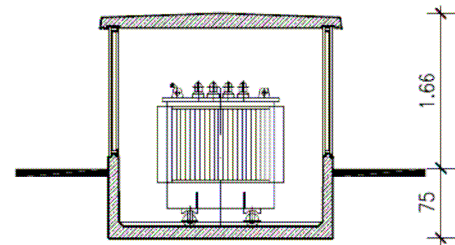
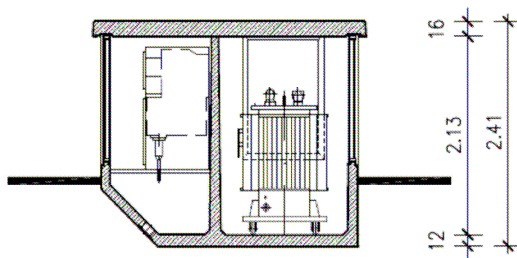



# UK 2200-27 compact station

09/2008

www.betonbau-international.com



Körpergewicht: 75.5 kN (ohne ELT-Ausbau)  
Dachgewicht: 26.5 kN

\* Standard

1x Stecklüfter  
LLS 93/1.31  
Fo = 0.51 m<sup>2</sup>



\* Standard

2x Festlüfter  
LLSF 93/1.37  
Fo = 0.58 m<sup>2</sup>



\* optional

Lüftertür  
TAML 82,2/1.25  
Fo = 0.39 m<sup>2</sup>



\* optional

Wand geschlossen



This drawing is copyright protected, all rights reserved. In particular, the reproduction, distribution, adaptation, public communication and making available to the public (especially on the Internet) without the consent of BETONBAU is not allowed. Technical changes are reserved.

# UK 2200-27 compact station

09/2008

www.betonbau-international.com

The UK 2200-27 compact station is utilised in great numbers, provides the safety and quality required for substations and is a space-saving solution for many tasks.

An integrated false floor simultaneously serves as a foundation, enabling subterranean laying of cables .

The transformer chamber is designed as an oil drip basin and provides the required water pollution control without an additional coating, thanks to the LD (liquid-tight) quality of the concrete.

The roof is designed as a separate roof slab with a slight sloop down to two sides. It is slid into position and can be removed when changing the transformer or equipment.

The station shell consists of high-strength reinforced concrete with a strength category of C35/45 and exposure classes XC4, XF1 and XA1 complying with DIN 1045-2-EN 206.

The partition wall can be reduced down to door threshold height.

Station equipment includes one double-leaf aluminium door and up to three ventilation elements. One ventilation element is an integrated ventilator (optionally a ventilating door) for overhauling of the transformer room, the other ventilation recesses can be selectively fitted with integrated ventilators or ventilating doors or sealed with reinforced concrete.

Betonbau differentiates relative to the number of ventilation elements between types:

- UK 2200-27/1L
- UK 2200-27/2L
- UK 2200-27/3L

## Technical data for UK 2200-27:

- Design conforms to IEC 62271-202 (VDE 0671 Part 202)
- Accidental arcing security testing with commercially-available SF<sub>6</sub> switchgear.
- Transformers up to 2,500 kVA
- Anodised aluminium doors and ventilation elements
- High free ventilation cross section, thanks to optimised flow coefficients
- External facade available in different colours
- Different external facade surfaces can be realised (e.g. clinker brick, timber, synthetic resin float finish).
- Built-up space: 6.60 m<sup>2</sup>
- Structure shell weight (without electrical fittings): 75.5 kN
- Roof weight: 26.5 kN