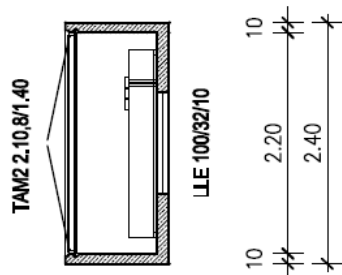
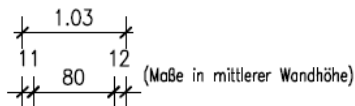
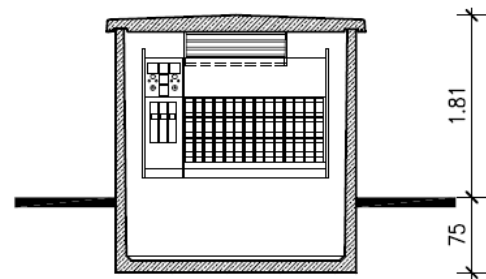
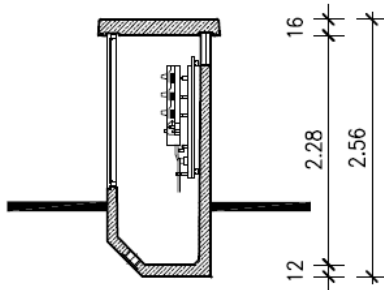


UK 2200-10H compact station


09/2008

www.betonbau-international.com



Körpergewicht: 39.0 kN (ohne ELT-Ausbau)
Dachgewicht: 11.0 kN

1x Lüfterelement
LLE 100/32/10
Fo = 0.12 m²



This drawing is copyright protected, all rights reserved. In particular, the reproduction, distribution, adaptation, public communication and making available to the public (especially on the Internet) without the consent of BETONBAU is not allowed. Technical changes are reserved.

UK 2200-10H compact station

09/2008

The UK 2200-10 compact station is utilised in great numbers, provides the safety and quality required for substations and is a space-saving solution for many tasks.

An integrated false floor simultaneously serves as a foundation, enabling subterranean laying of cables .

The transformer chamber is designed as an oil drip basin and provides the required water pollution control without an additional coating, thanks to the LD (liquid-tight) quality of the concrete.

The roof is designed as a separate roof slab with a slight sloop down to two sides. It is slid into position and can be removed when changing equipment.

The station shell consists of high-strength reinforced concrete with a strength category of C35/45 and exposure classes XC4, XF1 and XA1 complying with DIN 1045-2-EN 206.

Station equipment includes one double-leaf aluminium door and a ventilation element.

Technical data for UK 2200-10:

- Anodised aluminium doors and ventilation elements
- High free ventilation cross section, thanks to optimised flow coefficients
- External facade available in different colours
- Different external facade surfaces can be realised (e.g. clinker brick, timber, synthetic resin float finish.
- Built-up space: 2.50 m²
- Structure shell weight (without electrical fittings): 37.5 kN
- Roof weight: 11 kN

www.betonbau-international.com